

The **PROFIXER LINE SYSTEM** comprises an assortment of profiles in aluminium with a longitudinal dovetail groove/channel into which the anchors or the tap-down punched/perforated aluminium profile may be inserted for easy and invisible fixing.  
The profiles are covered with wooden finishes that are highly resistant to pedestrian traffic, wear, UV rays and commonly used floor cleaning products. Plus six anodized finishes (3 available on demand). The **PROFIXER LINE SYSTEM** profiles are recommended for floors up to 22.5 mm thick.


# PROFIXER LINE SYSTEM

INSERTS SOL 30 - SOL 40P - SOL 50  
+ NYLON ANCHORS + BASE



**ANODIZED ALUMINIUM** (6 anod. alum. finishes of which 3 on demand)  
thermo packed - bar length 2,7 lm - pack. 40 Pcs - 108 lm

Article	L mm		
PINS... 30	30		
PNSP... 40P	40		

**ANODIZED ALUM.** (6 anod. alum. finishes of which 3 on demand)  
thermo packed - bar length 0,90 lm - 20 Pcs with 5 anchors 

Article	L mm		
PINS... 309S	30		

Available in the colours: AO - AA - AB (AT, CH and SB on demand with a minimum quantity order of 200 pcs)

**ALUMINIUM COVERED** (80 wooden finishes of which 71 on demand)  
thermo packed - bar length 2,7 lm - pack. 40 Pcs - 108 lm

Article	L mm		
PINS... 30	30		

**ALUM. COVERED** (80 wooden finishes of which 71 on demand)  
thermo packed - bar length 0,90 lm - 20 Pcs with 5 anchors 

Article	L mm		
PINS... 309S	30		

Available in the wooden finishes: 04W - 05W - 07W - 08W - 09W - 10W - 11W - 28W - 29W - 30W.  
The code of the selected colour must be added to the article code.  
E.g.: PINS...30 (chosen finish dark beech) PINS04W 30.



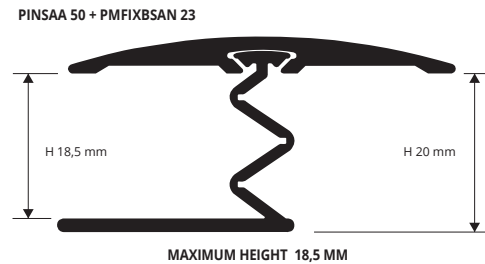
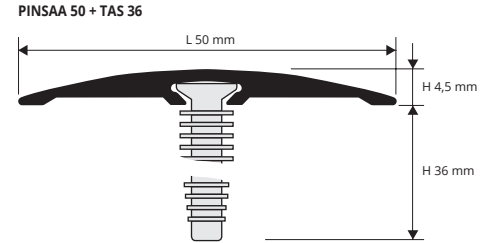
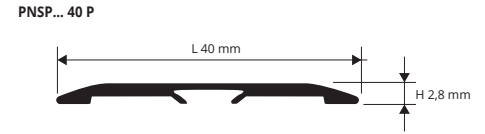
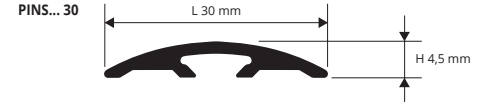
**ALUMINIUM COVERED** (80 wooden finishes of which 49 on demand)  
thermo packed - bar length 2,7 lm - pack. 40 Pcs - 108 lm

Article	L mm		
PNSP... 40 P	40		

Available in the colours: 04W - 05W - 07W - 09W - 13W - 18W - 21W - 25W - 29W - 30W - 31W - 32W - 33W - 34W - 35W - 36W - 37W - 38W - 39W - 41W - 42W - 44W - 45W - 46W - 48W - 49W - 53W - 54W - 55W - 65W - 73W - 75W.  
The code of the selected colour must be added to the article code.  
E.g.: PINS... 30 (chosen finish anod. gold) PINSAO 30.

**ANODIZED SILVER ALUMINIUM**  
thermo packed - bar length 2,7 lm - pack. 20 Pcs - 54 lm

Article	L mm		
PINSAA 50	50		



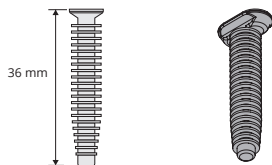
Joints

## NYLON 36 SCREW ANCHORS AND TAP-DOWN BASE

**SCREW ANCHORS 36** - H 36 mm - pack. 20 Pcs  
for SOL 30-40-50 and ZERO CURVE 07-15

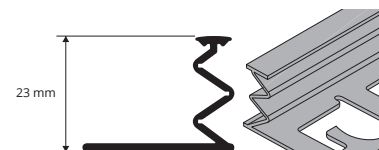
Article	H mm		
TAS 36	36		

minimum order 5 pcs.

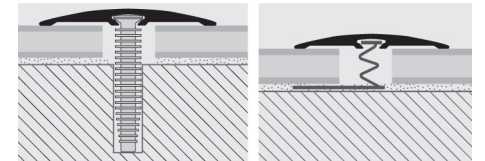


**PROFIXER TAP-DOWN BASE - ALUM. PUNCHED/PERFORATED**  
for SOL 30-40-50 and ZERO CURVE 07-15  
bar length 2,7 lm - pack. 20 Pcs - 54 lm

Article	H mm		
PMFIXBSAN 23	23		



EXAMPLES AND INSTRUCTIONS FOR LAYING METHODS



1. Choose the PROFIXER LINE SYSTEM profile in the required type and finish. 2. Cut the profile to the required length.

**For the version with screw anchors:**

3. Make 5 drill holes per linear metre on the floor using a Ø 7mm drill, insert the anchors into the relative groove/channel of the profile and with the help of a rubber/plastic hammer, tap evenly over the surface until the anchor slots into the hole.

**For the version with tap-down aluminium base:**

3. First insert the base into the groove/channel of the "TOP" profile and then fix or glue the base to the floor; alternatively first fix or glue the base to the floor and then insert the 'profile. 4. Close the profile, applying uniform pressure, either manually or with the help of a rubber hammer.